



District Report Card: 2017


State: Andhra Pradesh	District: Anantapur
Class: 3	Subject: Language
Schools: 60	Students: 793


Participation/Coverage


Students

<div>GENDER</div> <div></div>	Boys				Girls			
	Number		%		Number		%	
	386		48.68		407		51.32	

<div>AREA</div> <div></div>	Rural				Urban			
	Number		%		Number		%	
	664		83.73		129		16.27	

<div>CATEGORY</div> <div></div>	SC		ST		OBC		GEN	
	Number	%	Number	%	Number	%	Number	%
	188	23.71	54	6.81	514	64.82	37	4.67

<div>CWSN</div> <div></div>	LD	VI	HI	S&LD	ID	Oth
	1	0	2	3	4	33

<div>Management</div> <div></div>	Government				Government-aided			
	Number		%		Number		%	
	793		100.00		0		0.00	

Average Performance of Students in Language (%)

Overall	Gender		Area		Management		Social Group			
	Male	Female	Rural	Urban	Govt.	Aided	SC	ST	OBC	GEN
81.98	81.69	82.26	82.68	78.40	81.98	0.00	81.60	87.04	81.43	84.32

Performance on Learning Outcomes (LOs)

Learning Outcomes	Description	Average Performance(%)
L304	Reads small texts with comprehension i.e., identifies main ideas, details, sequence and draws conclusions	82.03
L312	Reads printed scripts on the classroom walls: poems, posters, charts etc.	81.89

Range of Performance of Students who Answered Correctly							
Below 30%		30% - 50%		50% - 75%		Above 75%	
Number	%	Number	%	Number	%	Number	%
18	2.27	46	5.80	149	18.79	580	73.14

Lowest Performing Learning Outcomes (LOs)

1 - Reads printed scripts on the classroom walls: poems, posters, charts etc. (81.89)

2 - Reads small texts with comprehension i.e., identifies main ideas, details, sequence and draws conclusions (82.03)